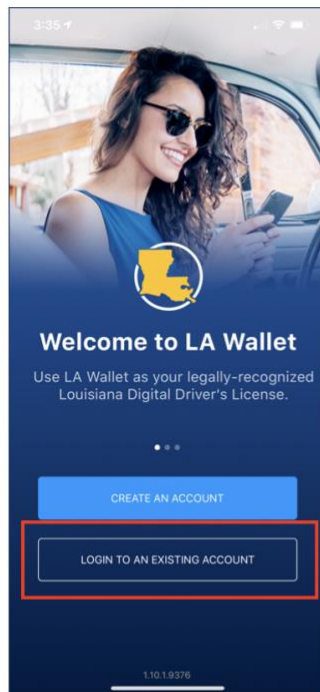


How to Retrieve Your Email Address

If you already have an LA Wallet account associated with your Louisiana license or ID, you can request the email address used to log in to your account.

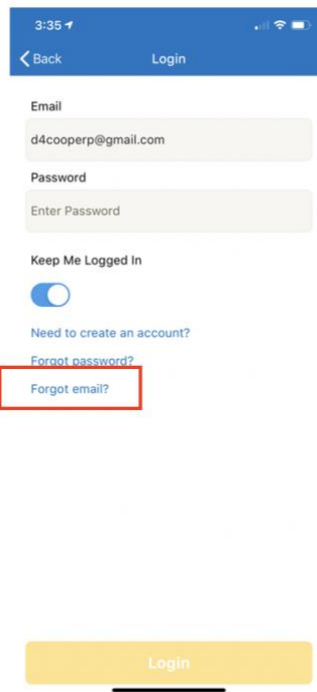
STEP 1

Select
"Login to an existing account"



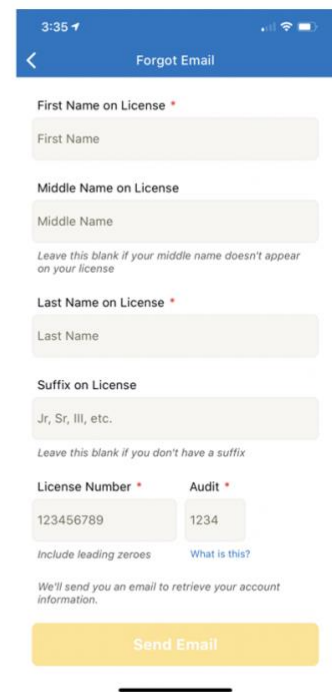
STEP 2

Select
"Forgot email?"



STEP 3

Enter your personal
information, including your
license or ID information.



STEP 4

You will receive an email from LA Wallet sent to the email address associated with your Louisiana license or ID.

STEP 5

Login to your LA Wallet account using the email address which received the email from LA Wallet.

If you have forgotten your password, use the "Forgot password?" option and follow the instructions. If you have any other questions, please contact [LA Wallet support](#).